

Saraceno



Struttura testiera: Pannelli in agglomerato di legno in classe E1, spessore mm. 18, imbottiti con vellutina accoppiata 10 mm. cuscini realizzati in lastra di poliuretano espanso sagomato densità 25/m³, ovatta 420 gr. più tela di 100% cotone;
Struttura giroletto: Pannelli in agglomerato di legno in classe E1, spessore 18 mm. imbottiti con lastra di poliuretano espanso densità 25 kg/m³ più fibra resinata 100 gr, il tutto ricoperto con vellutina accoppiata 2,5 mm.;
Rivestimento: disponibile con tutti i tessuti ed ecopelli del campionario.

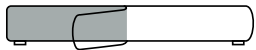
Headboard Structure: Wood agglomerate panels, thickness 18 mm, padded with 10 mm coupled velveteen, pillows padded with a shaped sheet of polyurethane foam with a density of 25 kg/m³, wadding 420 g plus 100% cotton canvas
Bed frame structure: Panels made of class E1 wood agglomerate, 18 mm thick, padded with a sheet of polyurethane foam with a density of 25 kg/m³ and 100 g resin-coated fiber, all covered with 2.5 mm coupled velveteen.
Covering: Available with all fabrics and eco-leathers from the sample collection.

Giroletto Box

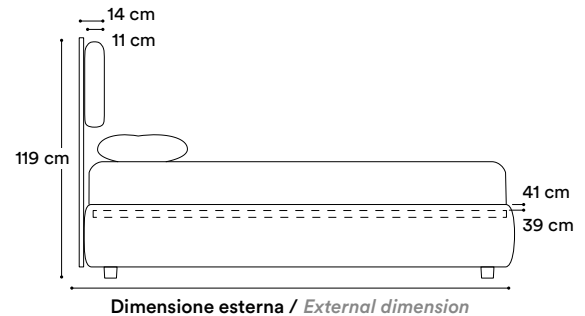
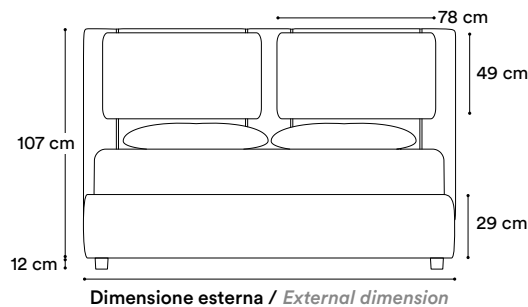
Informazioni tecniche / Technical info:

Misure disponibili / Size available

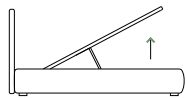
- 80 x 190
- 80 x 200
- 120 x 190
- 120 x 200
- 140 x 190
- 140 x 200
- 160 x 190
- 160 x 200
- 180 x 190
- 180 x 200



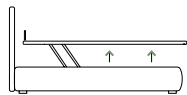
Sfoderabile in tutti i tessuti del nostro campionario
All covers made from fabrics in our sample book are removable




Ring disponibili / Bed available



Giroletto Box compreso di rete
Box bed frame bedstead included

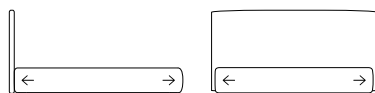


Giroletto Box Lux compreso di rete
Box Lux bed frame bedstead included



Giroletto fisso non compreso di rete
Fix bed frame bedstead not included

Fuori misura / Out of size



Possibili variazioni delle dimensioni del letto in larghezza e lunghezza
Possible variations of the dimensions of the bed in width and length

Piedi disponibili / Feet available - H. 12 cm.

| Conico (di serie) Tapered (standard) | Svasato (di serie) Platform (standard) | Cilindrico Cylindrical | V V | Metacrilato Acrylic Glass |
|---|---|---|--|---|
|  Bianco White |  Bianco White |  Ferro naturale Natural Iron |  Ferro naturale Natural Iron |  Polimetacrilato Polymethyl methacrylate |
|  Legno Naturale Natural Wood |  Legno Naturale Natural Wood |  Champagne Champagne |  Champagne Champagne | |
|  Wengè Wenge |  Wengè Wenge |  Nero Black |  Nero Black | |

 Colori laccati RAL a campione
RAL lacquered colors to sample

Saraceno



Struttura testiera: Pannelli in agglomerato di legno in classe E1, spessore mm. 18, imbottiti con vellutina accoppiata 10 mm. cuscini realizzati in lastra di poliuretano espanso sagomato densità 25/m³, ovatta 420 gr. più tela di 100% cotone;
Struttura giroletto: Pannelli in multistrato di legno in classe E1, spessore 22 mm. imbottiti con lastra di poliuretano espanso densità 25 kg/m³ più fibra resinata 100 gr, il tutto ricoperto con vellutina accoppiata 2,5 mm.;
Rivestimento: disponibile con tutti i tessuti ed ecopelli del campionario.

Headboard Structure: Wood agglomerate panels, thickness 18 mm, padded with 10 mm coupled velveteen, pillows padded with a shaped sheet of polyurethane foam with a density of 25 kg/m³, wadding 420 g plus 100% cotton canvas

Bed frame structure: Ply panels made of class E1 wood agglomerate, 22 mm thick, padded with a sheet of polyurethane foam with a density of 25 kg/m³ and 100 g resin-coated fiber, all covered with 2.5 mm coupled velveteen.

Covering: Available with all fabrics and eco-leathers from the sample collection.

Giroletto Slim Fix

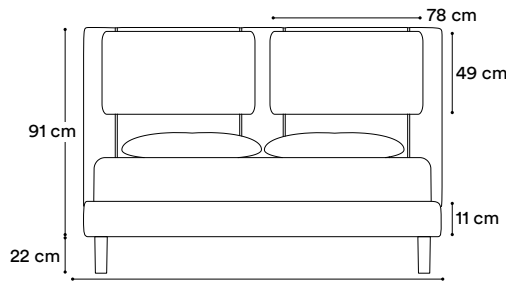
Informazioni tecniche / Technical info:

Misure disponibili / Size available

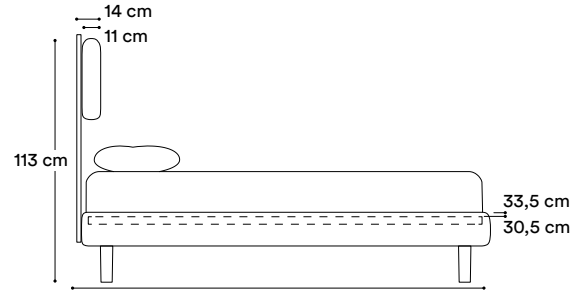
- 80 x 190
- 80 x 200
- 120 x 190
- 120 x 200
- 140 x 190
- 140 x 200
- 160 x 190
- 160 x 200
- 180 x 190
- 180 x 200



Sfoderabile in tutti i tessuti del nostro campionario
 All covers made from fabrics in our sample book are removable

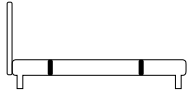


Dimensione esterna / External dimension
93 - 133 - 153 - 173 - 193 cm



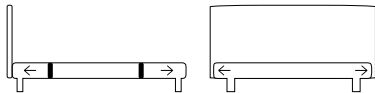
Dimensione esterna / External dimension
200 - 210 cm

Ring disponibili / Bed available



Giroletto Slim Fix non compreso di rete
 Slim Fix bed frame, mattress not included

Fuori misura / Out of size



Possibili variazioni delle dimensioni del letto in larghezza e lunghezza

Possible variations of the dimensions of the bed in width and length

Piedi disponibili / Feet available - H. 22 cm.

| Conico (di serie) Tapered (standard) | Svasato (di serie) Platform (standard) | Cilindrico Cylindrical | T T | V V | Metacrilato Acrylic Glass |
|---|---|--------------------------------|--------------------------------|--------------------------------|--|
| Bianco White | Bianco White | Ferro naturale Natural Iron | Ferro naturale Natural Iron | Ferro naturale Natural Iron | Polimetacrilato Polymethyl methacrylate |
| Legno Naturale Natural Wood | Legno Naturale Natural Wood | Champagne Champagne | Champagne Champagne | Champagne Champagne | |
| Wengè Wenge | Wengè Wenge | Nero Black | Nero Black | Nero Black | |



Colori laccati RAL a campione
 RAL lacquered colors to sample